

Content

argenta invisidoor	4
argenta invisidoor AX / AX PRO	10
argenta invisidoor SD / SDX.....	16
general information.....	23

The image is a minimalist architectural line drawing of a door and wall assembly. It features a door with a handle and lock on the left side, set within a wall. Above the door, there is a small rectangular detail, possibly a light fixture or vent. To the right, another rectangular detail is shown, likely representing a window or another door component. The drawing uses thin, light gray lines on a white background, emphasizing the geometric forms and proportions of the design.

THE INVISIDOOR® CONCEPT

“Discrete interior doors” - the trend for a timeless interior style with a sleek and minimalist design. With its invisible door systems Argent Alu responds perfectly to this trend. Thanks to these systems, closed doors and walls constitute one whole: the disturbing frames disappear, while the hinges are mounted in such a way that from the outside they are no longer visible. Argent Alu offers an ‘invisible’ solution for revolving doors, pivoting and sliding-in-the-wall doors.



HINGED DOORS

Thanks to an ingenious aluminium interior door frame, it is possible to achieve integrated doors in walls with a frameless appearance. With the invisidoor the door is lined up perfectly with the wall allowing architects to create clean lines.



What are the benefits?

• AESTHETICS

- no visible frame around the door
- standard equipped with a primer coating (powder coated in all RAL colours on request)

• EFFICIENT INSTALLATION

- option of fitting: before or after plastering
- units are supplied with special hinge caps in the cut-outs for protection during plastering

• CAN BE APPLIED UNIVERSALLY

- for all standard and non-standard door openings (new buildings and renovation)
- for standard rebated doors
- for both brickwork and gypsum board walls (metal stud and CLS frames)

• PLASTER CRACKING IS PREVENTED THANKS TO THE

- sturdy frame construction (integrated corner connection)
- stable profile
- direct, sturdy and easy mounting on walls by using screws or stone anchors
- good adhesion of the plaster work against the profile thanks to the special dovetail profiling

• DIMENSIONS

- doors at room height
- you can easily adjust the upper profile (width) by sawing/adjusting as needed

Dimensions regarding the door

• CLEARANCE


- 2 mm between the door panel (left, right and top) and the frame
- 4 mm between the door panel (at the bottom) and the floor

• WALL OPENING

- width = width door panel + minimum 70 mm (installation without dowels) / min. 74 mm (installation with dowels)
- height = height door panel + minimum 36 mm

• HANDLE

- installation height: 1050 mm (measured from the floor)
- square hole for a spindle of 8 mm is standard (adapter for 7 mm on request)





Technical features

argenta® invisidoor®				
	Basic	DL	DL 44/45mm	DL 50mm
Max. Door width (single door)	1250 mm			
Max. Door width (double door)	2500 mm			
Max. Door height	2500 mm	4000 mm		
Max. Door Thickness	38 - 40 mm		44 - 50 mm	
Min. wall thickness (for brickwork and walls with minimum wall thickness of)	70 mm		80 mm	
Fire resistant version (according to EN 1634-1)	EI ₁ 30, EI ₂ 30, EW30, E30		-	

What is included in an argenta invisidoor?

argenta® invisidoor®				
	Basic	DL	DL 44/45 mm	DL 50 mm
Hinges	Invisible Small	Invisible neo S-5 (optional neo M-6)		Invisible neo M-6 (optional neo L-7)
Integrated seal absorbing door closing impact	Standard: gray	Standard: white On demand: gray or black		
Lock	Standaard - Magnetic lock On demand: - Magnetic cylinder lock - Magnetic bathroom lock	Standard: - Magnetic lock On demand: - Magnetic cylinder lock - Magnetic bathroom- and toilet lock - Invisible No-Ha lock - Invisible No-Ha bathroom- and toilet lock - Magnotica, magnetic closing system (without lock) - KfV magnetic lock - KfV magnetic cylinder lock - KfV magnetic bathroom- and toilet lock - Multipoint lock type T1781 (only milling)		
Finishing	Standard equipped with a primer coating (powder coated in all RAL colours on request)			

Invisible hinges

When choosing an argenta invisible hinge in combination with an argenta invisidoor it is important to keep the door weight in mind and the desired color.

	Invisible small	Invisible neo S-5	Invisible neo M-6	Invisible neo L-7
Finishing	matt chrome	matt chrome, bright chrome, inox-look, tar black, ombre black, bronze, dark bronze, polished brass		
Door weight (2 pc) up to*	40 kg	60 kg	80 kg	100 kg
Door weight (3 pc) up to*	50 kg	80 kg	100 kg	150 kg
Technical characteristics	- 3D adjustable (height, depth, and pressure)	- 3D adjustable (height, depth, and pressure) - No visible screws - Easy-Hook, installation and 3D adjustable by one person - Height adjustment without wedge - Pure and qualitative design		

* Based on a reference door of 1000 x 2000 mm



PIVOTING DOORS

Another perfect solution by Argent Alu who developed a pivoting doorsystem based on the invisidoor technology
Never losing the austere design and maintaining that timeless, streamlined look.



argenta® invisidoor® AX

Invisible aluminium frame for pivoting internal doors till 45 kg

The argenta invisidoor AX is an invisible aluminium frame for pivoting internal doors that can be easily, quickly and invisibly installed and plastered-in. Thanks to this innovative concept, the installation of pivoting doors becomes child's play; the frame with integrated pivot system can be installed very easily and no system needs to be built into the floor.

The argenta invisidoor AX is extremely suitable for use as a door to a walk-in wardrobe or as a door between the kitchen and living room. The door can be pushed open quickly and easily in both directions, without a handle.



PATENTED TECHNOLOGY



argenta® invisidoor® AX Pro

Invisible aluminium frame for pivoting internal doors till 100 kg

The argenta invisidoor AX PRO is the latest addition to the argenta invisidoor range. It is an invisible aluminum frame for pivoting doors up to 100 kg, ideal for heavier and frequently used applications. Because the pivot system is placed in the argenta invisidoor AX PRO can be used in both new construction and renovation and it is suitable for floors with underfloor heating. The door can be opened in both directions and has a holding position at 90°. Due to the active dampers, the door always closes perfectly to zero so it remains in line with the wall. This keeps the sleek design of the wall guaranteed.

Finally the argenta invisidoor AX PRO meets to the EN 1154 standard for door closers.



PATENTED TECHNOLOGY



What are the benefits ?

• AESTHETICS

- no visible frame around the door
- easy and hidden door assembly due to patented upper pivot system.
- virtually invisible pivot system
- generally supplied with paintable primer (other colours on request)

• EFFICIENT INSTALLATION

- quick and effortless installation of the door and the frame
- the door position doesn't need to be adjusted
- for brickwork and walls with minimum wall thickness of 70 mm

• CAN BE APPLIED UNIVERSALLY

- for all standard and non-standard door openings (new buildings and renovation)
- for both brickwork and gypsum board walls (metal stud and CLS frames)

• PLASTER CRACKING IS PREVENTED THANKS TO THE

- sturdy frame construction (integrated corner connection)
- stable profile
- direct, sturdy and easy mounting on the walls by using screws or stone anchors
- good adhesion of the plaster work against the profile thanks to the special dovetail profiling

• DIMENSIONS

- wide range of dimensions
- doors at room height

Dimensions regarding the door

• CLEARANCE

- **argenta invisidoor AX**
 - 7 mm between the door leaf (hinge side of the door) and the door frame
 - 3 mm between the door leaf (lock side of the door) and the door frame
 - 4 mm between the door leaf (top of the door) and the door frame
 - 5 mm between the door leaf (bottom of the door) and the door frame
- **argenta invisidoor AX Pro**
 - 6 mm between the door leaf (hinge side of the door) and the door frame
 - 3 mm between the door leaf (lock side of the door) and the door frame
 - 4 mm between the door leaf (top of the door) and the door frame
 - 13 mm between the door leaf (bottom of the door) and the door frame

• WALL OPENING

- width = width door panel + minimum 70 mm (installation without dowels) / min. 74 mm (installation with dowels)
- height = height door panel + minimum 36 mm

Technical features

<i>argenta® invisidoor®</i>		
	AX	AX Pro
Max. Door weight	45 kg	100 kg
Max. Door width	1000 mm	1000 mm
Max. Door height	3000 mm	3000 mm
Min. Door thickness	38 - 40 mm	40 mm

What is included in an argenta invisidoor AX/ AX Pro?

<i>argenta® invisidoor®</i>		
	AX	AX Pro
Pivoting door system	argenta® pivotica®	argenta® pivotica® Pro
Lock	Standard: - Magnotica, magnetic closing system (without lock)	Standard: - Without lock
EPB norm (BE)	Only through additional floor plate (clearance of 5 mm up to 9 mm)	Meets standard (13 mm clearance between the floor and the door)
EN1154	-	Meets the EN1154 standard





POCKET DOORS

Sliding door systems are being applied to utilize the available space at its finest. Thanks to the Argent Alu sliding door systems, based on the invisidoor concept, maintaining that timeless and streamlined look.



argenta® invisidoor® SD

Invisible aluminium frame for pocket doors

Thanks to the argenta invisidoor SD, an invisible aluminium frame for interior pocket doors, you can now keep the austere design of the invisidoor range for your sliding doors, maintaining that timeless, streamlined look. Furthermore thanks to the argenta proslide sliding door system, doors can be applied up to 100 kg in weight.

The special ESSI module delivered with the door makes it easy to install and remove the upper profile with all of its components. Due to the Manual-Fix fixing system, which is delivered with argenta invisidoor SD, there is the smallest possible amount of space (up to 3 mm) between the door panel and the upper profile. As an interior designer you need to integrate the frame in the wall.




argenta® invisidoor® SDX

Invisible aluminium frame for pocket doors

The argenta invisidoor SDX is a total solution with an invisible aluminium frame for interior pocket doors. With this solution, the austere design of the invisidoor range can be implemented for your sliding doors, maintaining that timeless, streamlined look. Thanks to the argenta proslide sliding door system, doors can be applied up to 100 kg in weight. The removable upper profile makes it easy and fast to install and remove the trolley systems and stops.

The fittings can be attached to the door using the Manual-Fix. This allows you to create the smallest possible amount of space (up to 3 mm) between the door panel and the upper profile, resulting in a streamlined result. But even this spacing can be hidden using the optional cover profile. But even this minor spacing can be hidden using the optional cover profile.



Why choose for the argenta invisidoor SDX?

- Complete solution
- Fast and easy installation
- Removable upper profile

What are the benefits?

• AESTHETICS

- 100% free passage height because the door completely slides into the wall
- no visible frame around the door
- standard equipped with a primer coating (powder coated in all RAL colors on request)
- minimum spacing of up to 3 mm between the frame and the door panel

• EFFICIENT INSTALLATION

- installation of frame and door at the same time
- can be finished with double plasterboard (only for a wall thickness of 125 mm)

• CAN BE APPLIED UNIVERSALLY

- can be used for all standard and non-standard door openings (new-builds and renovations)
- can be used for door thicknesses of 38 to 45 mm
- can be used with any type of hook lock

• PLASTER CRACKING IS PREVENTED THANKS TO THE

- sturdy frame construction (integrated corner connection)
- stable profile
- direct, sturdy and easy mounting on walls using screws or stone anchors
- good adhesion of the plaster work against the profile thanks to special dovetail profiling

• DIMENSIONS

- wide range of dimensions
- made-to-measure

Dimensions regarding the door

• SLOW STOPS

- min. door width for a single Slow Stop = 730 mm
- min. door width for two Slow Stops = 930 mm

• CLEARANCE

- min. 5 mm up to max. 10 mm between the bottom of the door leaf and the floor

• MINIMUM BUILT-IN DIMENSIONS

- type SD

$$W = (\text{width doorpanel} \times 2) + 17 \text{ mm}$$

$$H = \text{height doorpanel} + 60 \text{ mm}$$

- type SDX

$$W = (\text{width doorpanel} \times 2) + 17 \text{ mm}$$

$$H = \text{height doorpanel} + 65 \text{ mm}$$

Technical features

argenta® invisidoor®				
	SD100	SD125	SDX100	SDX125
Max. Wall thickness	100 mm	125 mm	100 mm	125 mm
Max. Door height	2140 mm	3000 mm	2140 mm	3000 mm
Max. Door weight	100 kg	100 kg	100 kg	100 kg
Max. Door width	1230 mm	1230 mm	1230 mm	1230 mm
Max. Free passage height*	1200 x 2170 mm	1200 x 3030 mm	1200 x 2170 mm	1200 x 3030 mm
Door Thickness	38 – 45 mm	38 – 45 mm	38 – 45 mm	38 – 45 mm

* When using the lock profile

What is included in an argenta invisidoor SD/X?

argenta® invisidoor®		
	SD	SDX
Frame	Standard invisidoor frame	
Sliding door hardware	<ul style="list-style-type: none"> - Argenta proslide upper profile - 3 connecting brackets 	<ul style="list-style-type: none"> - Removable argenta proslide upper profile - 3 connecting brackets - 2 intermediate profiles* - Unique connecting profile
Sliding Fitting	<ul style="list-style-type: none"> - Argenta Proslide Manual-Fix fixing system - One Slow Stop damper and one adjustable stop - Integrated floor guide - Removable, acoustic TPE seal - ESSI module: 50 mm 	<ul style="list-style-type: none"> - Argenta Proslide Manual-Fix fixing system - One Slow Stop damper and one adjustable stop - Integrated floor guide - Removable, acoustic TPE seal
Lock Profile	Applicable with or without lock profile	
Finishing	Finished with an epoxy primer, making it easy to paint the frame	
Options	Standard: <ul style="list-style-type: none"> - Magnotica, magnetic closing system (without lock) On demand: <ul style="list-style-type: none"> - Lock plate for hook locks 	
Accessories	<ul style="list-style-type: none"> - Brush seal - Floor guide for the door - Lock plate - Recessed door profile for easy fixing of the Manual-Fix - Design argenta C handle 	<ul style="list-style-type: none"> - Brush seal - Floor guide for the door - Lock plate - Recessed door profile for easy fixing of the Manual-Fix - Design handle by Argenta - Snap-on cover profile

* Depending on the wall thickness, we advise you to install extra intermediate profiles

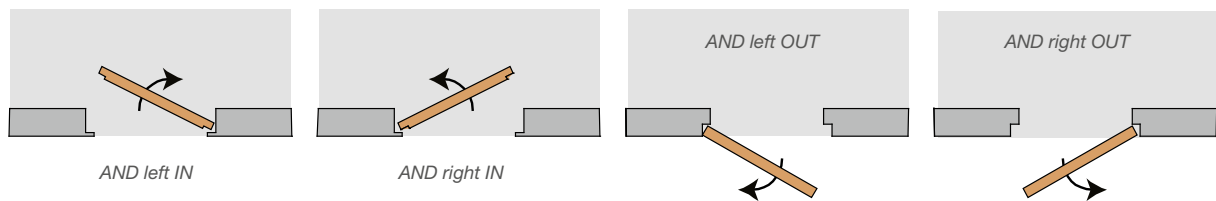


• TYPE OF DOOR

By default it concerns 'single' doors, but also 'double' doors as well as 'room high' doors, both single and double are possible. For room-high doors no upper horizontal profiles should be ordered. When ordering, it should be indicated that it concerns room-high doors. Also, a four-sided frame is possible for 'single' tube doors. In this case two horizontal upper profiles need to be ordered (one for on top and one for at the bottom of the frame). When ordering, it should be indicated that it concerns tube doors. Both room-high, tube doors as double doors are 'made-to-measure'.



• IN or OUT and LEFT or RIGHT



Argent Alu: THE reference for opening doors

Founded in 1909, Argenta Alu nv– more commonly known by the brand name *argenta*® – has been developing and producing hinges for interior doors for over 100 years.

Argent Alu can offer you a wide range of door hardware thanks to a persistent vertical integration. Besides its own development division and test laboratory Argent Alu also manages other processes in-house such as: mold manufacturing, plastic injection molding, production, aluminium processing, anodization, powder coating and assembly. Our local sales teams assist our distributors where possible and follow market developments closely.

Our wide selection of products includes:

- Concealed hinges invisible
- Invisible door frame invisidoor
- Hinges in all sizes, colours and models (both modern and country style)
- Indoor sliding door fittings argenta slide for wooden and glass doors
- A wide selection of window and shutter fittings

